

DC-700/700CE

Component / OEM



OUTLINE

The DC-700/700CE is a small, lightweight camera adaptor compatible with all the XC-Series video cameras and accessories. It is smaller and lighter than the conventional DC-77RR and DC-777 adaptors. It is designed based on new EIAJ standard 12-pin assignment, which newly includes TRIG IN and WEN OUT, and is provided with an external synchronization I/O. The DC-700 has a power requirement of 100 V AC whereas the DC-700CE is made for 100 to 240 V AC.

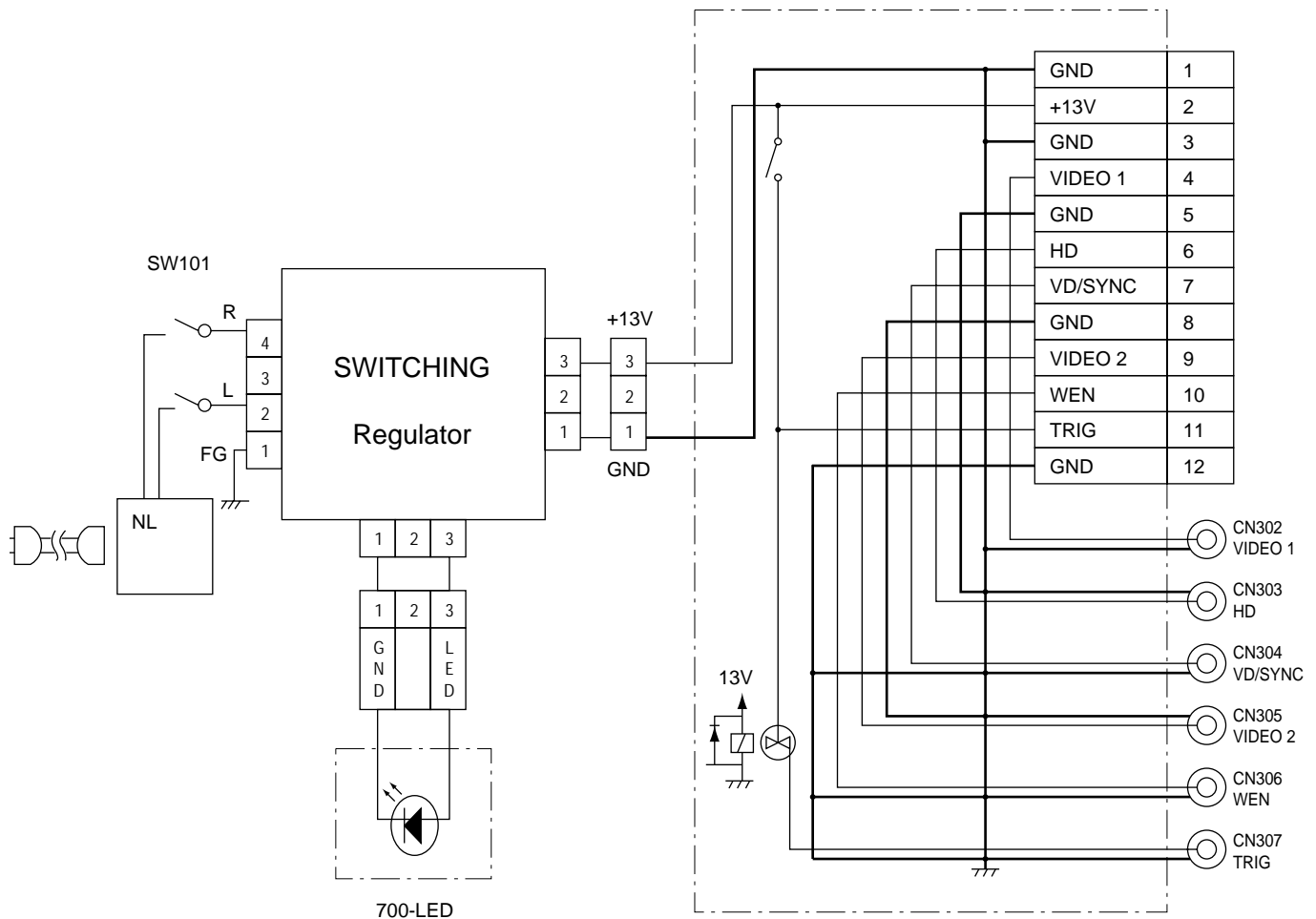
FEATURES

- Small, lightweight (700 g, 1 lb 8 oz)
- External sync IN/OUT
- Trigger input/WEN output

MAIN SPECIFICATIONS

	DC-700	DC-700CE
Power Requirements	120 V AC, 50/60Hz	100 to 240 V AC, 50/60Hz
DC output	DC 13 V, 1.3 A	
Input/Output connectors	WEN connector (BNC type) TRIG connector (BNC type) HD connector (BNC type) VD/SYBC connector (BNC type) VIDEO OUT 1 (BNC type) VIDEO OUT 2 (BNC type) CAMERA connector (BNC type)	
Mass	700 g (1 lb 8 oz)	
Dimensions	110 (W) x 53 (H) x 160 (D) mm (4 ³ / ₈ x 2 ¹ / ₈ x 6 ³ / ₈ inches)	

BLOCK DIAGRAM



COMPARISON CHART

Comparison with DC-77RR/DC-777

	DC-700/700CE	DC-77RR	DC-777
Video Output	VIDEO OUT 1 (1) VIDEO OUT (2) ¹	VIDEO OUT 2 (2) ²	VIDEO OUT (1)
S-Video Output	X	X	O
External Sync Input connector	O	O	O
Loop-through connector	X	O	X
Clock Output connector	X	O	X
WEN Output connector	O	X	X
TRIG Input connector	O	X	X

X: Not available O: Available

¹ Used only for XC-7500/8500CE/HR300.

² Video output signal from pin no. 4 will be output from two BNC connectors via two buffer amps.

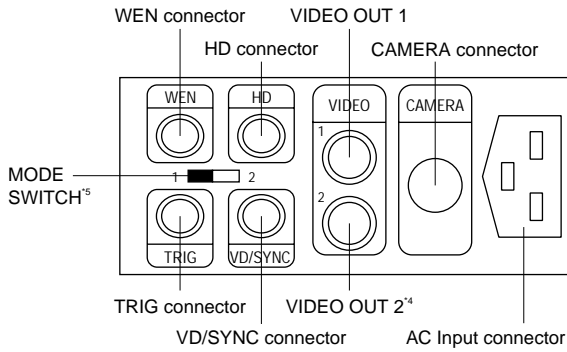
XC Series Cameras Input/Output Chart for DC-700/700CE

	VIDEO 1	VIDEO 2	GENLOCK IN	WEN OUT	TRIG IN
12-pin connector pin no.	No. 4	No. 9	No. 6, 7	No.10	No. 11
XC-ST Series	O	X	HD/VD	O	O
XC-E Series	O	X	HD/VD	O	O
XC-55	O	X	HD/VD	X	X ³
XC-55BB	O	X	HD/VD	X	X ³
XC-7500	O	O	HD/VD	X	X
XC-8500CE	O	O	HD/VD	X	X
XC-HR300	O	O	HD/VD	O	O
XC-75/73	O	X	HD/VD	X	X
XC-777A	O	X	HD/VD	X	X
XC-999	O	X	HD/VD	X	X
XC-003	O	X	HD/VD	X	X

X: Not available O: Available

³ If you connect the XC-55/55BB, you can use the VIDEO 2 connector as the TRIG input connector.

REAR PANEL

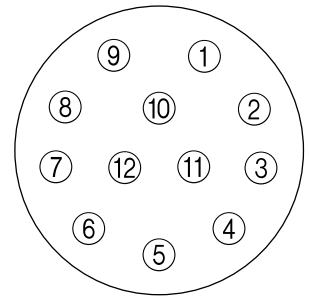


⁴ Used only for XC-7500/8500CE/HR300.

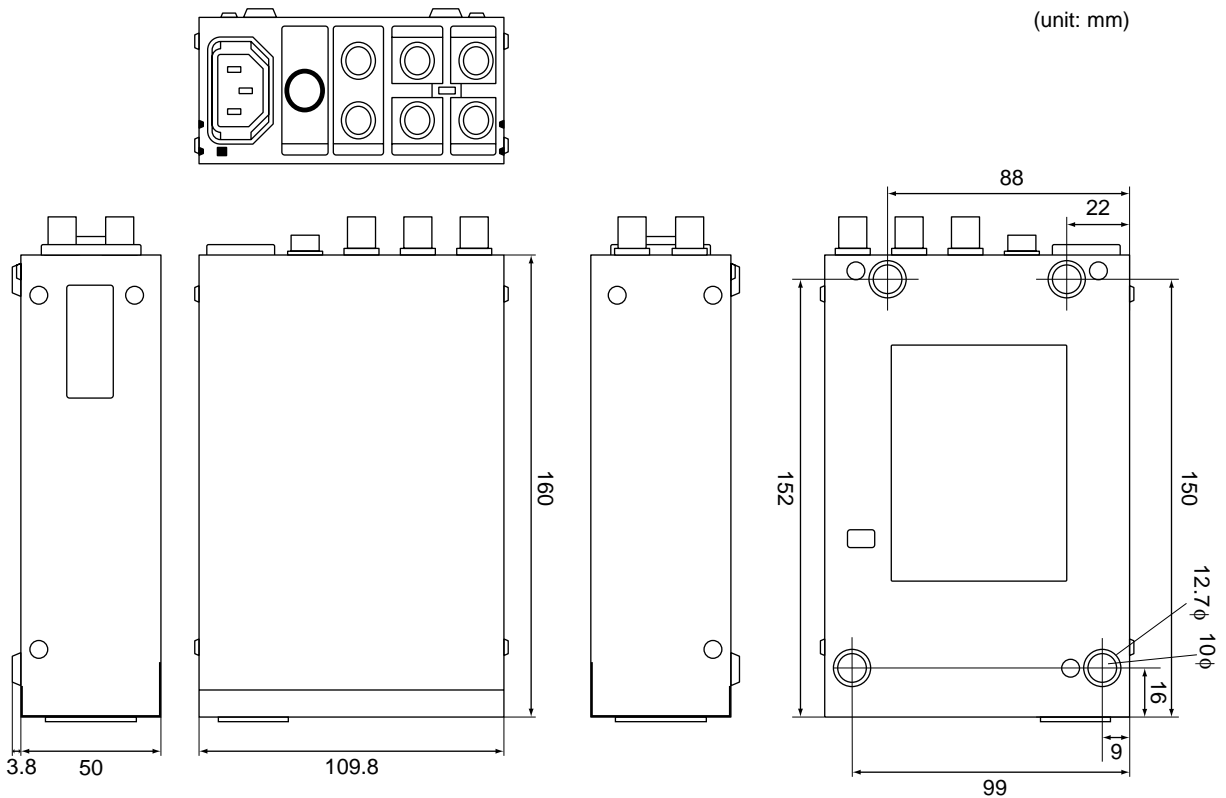
⁵ Set the switch to "2" only when using XC-999/999P.

12-PIN CONNECTOR

- #1 GND
- #2 +13V
- #3 GND
- #4 VIDEO 1
- #5 GND
- #6 HD
- #7 VD/SYNC
- #8 GND
- #9 VIDEO 2
- #10 WEN
- #11 TRIG
- #12 GND



DIMENSIONS



- Sony Electronics Inc. (USA) HQ
- Sony of Canada Ltd. (CANADA)
- Sony Broadcast & Professional Europe HQ

Germany
France
UK
Nordic
Italy

1 Sony Drive Park Ridge, NJ 07656
115 Gordon Baker Rd, Toronto, Ontario M2H 3R6
Schipholweg 275 1171 PK Badhoevedorp The Netherlands

Hugo-Eckener-Strasse 20 D-50829 Koln
16-26 rue Morel 92110 Clichy
The Heights, Brooklands, Weybridge, Surrey KT13 0XW
Per Albin Hanssons vag 20 S-214 32 Malmo Sweden
Via Galileo Galilei 40 I-20092 Cinisello Balsamo, Milano

(TEL:+1-800-686-7669)
<http://www.sony.com/videocameras>
(TEL:+1-416-499-1414) (FAX:+1-416-497-1774)
(TEL:+31-20-44-99-351) (FAX:+31-20-44-99-333)
<http://www.pro.sony-europe.com>
(TEL:+49-221-537-8923) (FAX:+49-221-537-491)
(TEL:+33-1-55-90-41-58) (FAX:+33-1-55-90-42-20)
(TEL:+44-990-331122) (FAX:+44-1932-817011)
(TEL:+46-40-190-800) (FAX:+46-40-190-450)
(TEL:+39-02-61-83-84-26) (FAX:+39-02-618-38-402)